



District Report Card: 2017


State: Assam	District: Karimganj
Class: 8	Subject: Mathematics
Schools: 51	Students: 1179


Participation/Coverage


Students

GENDER 	Boys		Girls	
	Number	%	Number	%
	518	43.94	661	56.06

AREA 	Rural		Urban	
	Number	%	Number	%
	1077	91.35	102	8.65

CATEGORY 	SC		ST		OBC		GEN	
	Number	%	Number	%	Number	%	Number	%
	216	18.32	21	1.78	249	21.12	693	58.78

CWSN 	LD	VI	HI	S&LD	ID	Oth
	1	0	1	0	0	0

Management 	Government		Government-aided	
	Number	%	Number	%
	1052	89.23	127	10.77

Average Performance of Students in Mathematics (%)

Overall	Gender		Area		Management		Social Group			
	Male	Female	Rural	Urban	Govt.	Aided	SC	ST	OBC	GEN
51.89	50.50	52.97	51.47	56.27	51.38	56.12	48.06	32.06	47.63	55.21

Performance on Learning Outcomes (LOs)

Learning Outcomes	Description	Average Performance(%)
M601	Solves problems involving large numbers by applying appropriate operations	52.74
M606	Solves problems on daily life situations involving addition and subtraction of fractions / decimals	50.91
M620	Finds out the perimeter and area of rectangular objects in the surroundings like floor of the class room, surfaces of a chalk box etc.	51.88
M621	Arranges given/collected information in the form of table, pictograph and bar graph and interprets them	48.54
M702	Interprets the division and multiplication of fractions	51.48
M705	Solves problems related to daily life situations involving rational numbers	50.38
M706	Uses exponential form of numbers to simplify problems involving multiplication and division of large numbers	54.68
M707	Adds/subtracts algebraic expressions	70.91
M710	Solves problems related to conversion of percentage to fraction and decimal and vice versa	54.36
M717	Finds out approximate area of closed shapes by using unit square grid/graph sheet	34.85
M719	Finds various representative values for simple data from her/his daily life contexts like mean, median and mode	58.02
M721	Interprets data using bar graph	59.90
M801	Generalizes properties of addition, subtraction, multiplication and division of rational numbers through patterns	31.38
M802	Finds rational numbers between two given rational numbers	45.80
M803	Proves divisibility rules of 2, 3, 4, 5, 6, 9 and 11	54.20
M804	Finds squares, cubes, square roots and cube roots of numbers using different methods	60.22
M808	Uses various algebraic identities in solving problems of daily life	60.38
M812	Verifies properties of parallelogram and establishes the relationship between them through reasoning	39.55
M818	Finds surface area and volume of cuboidal and cylindrical object	36.29
M819	Draws and interprets bar charts and pie charts	58.78

Range of Performance of Students who Answered Correctly							
Below 30%		30% - 50%		50% - 75%		Above 75%	
Number	%	Number	%	Number	%	Number	%
248	21.03	316	26.80	374	31.72	241	20.44

Lowest Performing Learning Outcomes (LOs)

1 - Generalizes properties of addition, subtraction, multiplication and division of rational numbers through patterns (31.38)

2 - Finds out approximate area of closed shapes by using unit square grid/graph sheet (34.85)

3 - Finds surface area and volume of cuboidal and cylindrical object (36.29)

- 4 - Verifies properties of parallelogram and establishes the relationship between them through reasoning (39.55)
- 5 - Finds rational numbers between two given rational numbers (45.80)